

# A NEW STANDARD IN INNOVATION.

Exceed homebuyers expectations with Wi-Fi® Garage Door Openers from LiftMaster®.



BRAND LEADER  
**Builder**  
2012-2019

**BUILDER BROCHURE**

GARAGE DOOR OPENERS/GATE OPERATORS/  
ACCESS CONTROL

**LiftMaster®**

# TESTED TO TWO LIFETIMES.

**LiftMaster® Garage Door Openers provide the durability your homebuyers demand.**

LiftMaster Garage Door Openers are subject to over 50 different tests, through 50,000 cycles. That's two lifetimes for a standard garage door opener, so you can spec them into any home with total confidence.



## QUALITY GUIDES EVERYTHING WE DO.

LiftMaster is a brand that people can trust and a partner that professionals can rely on. Our commitment to continuous improvement motivates us to exceed customers' evolving expectations.

**"IF I DIDN'T TRUST IT IN MY OWN HOME,  
I WOULDN'T INSTALL IT IN SOMEONE ELSE'S."**

**—ED BROWN**

When you choose LiftMaster, you can be confident that the door will open and close without issues well beyond your warranty period—so homebuyers have a positive experience with your business.



**ED BROWN**  
Vice President, Construction  
Arthur Rutenberg Homes

BRAND LEADER  
**Builder**  
2012-2019

## A LEGACY OF RECOGNITION.

**For the eighth consecutive year, LiftMaster has been proudly voted the #1 garage door opener brand preferred by builders.\***

# myQ® COMPLETES THEIR SMART HOME.

**Smart-home connectivity has an important role in the ever-evolving residential world.**

Nearly a third of U.S. broadband households own a connected device in their home. These days, residents increasingly seek out the latest technology to experience home safety, security and convenience like never before.



## **CLOSE THE GARAGE DOOR FROM ANYWHERE. OPEN IT FOR ANYONE. GET ALERTS.**

LiftMaster® offers built-in Wi-Fi® with the majority of its garage door openers,\* providing homeowners with smartphone integration. myQ Guests\* allows homeowners to invite up to three additional people to access the same myQ account without having to share a password. With myQ Guests your home buyer's inner circle has the ability to view and control myQ connected devices, including garage door openers, gates and lights.

## **FREE IN-GARAGE DELIVERY**

Now available to millions<sup>††</sup> of Amazon Prime members

Only LiftMaster professionally-installed garage door openers are compatible with Key by Amazon, allowing Prime members to have packages delivered securely right inside the garage.

To see how it works, visit [LiftMaster.com/KeyForBuilders](http://LiftMaster.com/KeyForBuilders)



**myQ integrates with leading smart home platforms.  
Visit [myQ.com](http://myQ.com) to learn more.**



LiftMaster 8010 will need an Internet Gateway to connect with Wi-Fi.

\* Not intended for guests under the age of 16.

\*\* In-Garage Delivery is available for Amazon Prime members in select cities and surrounding areas.

# RESIDENTIAL ACCESS SOLUTIONS

## GARAGE DOOR OPENER COMPARISON CHART



	ELITE SERIES®						
Model Number	8500W	8500	WLED	85503	8550WLB	8580WLB	8587W
Description	DC Battery Backup Wall Mount Wi-Fi®	DC Battery Backup Capable Wall Mount	DC Battery Backup Belt Drive LED Wi-Fi	DC Battery Backup Belt Drive Wi-Fi with Intergrated Camera	DC Battery Backup Belt Drive Wi-Fi	DC Battery Backup Chain Drive Wi-Fi	3/4 HP AC Chain Drive W
Built-In Wi-Fi	Yes	-	Yes	Yes	Yes	Yes	Yes
myQ® Connectivity	Yes	Yes	Yes	Yes	Yes	Yes	Yes
California SB-969 Compliant*	Yes	-	Yes	Yes	Yes	Yes	-
Security+ 2.0®, Tri-Band Radio (310, 315 and 390 MHz), Electronic Limit/Auto-Force	Yes	Yes	Yes	Yes	Yes	Yes	Yes
Battery Backup	Yes 485LM Battery	Capable 475LM Battery	Yes 485LM Battery	Yes 485LM Battery	Yes 485LM Battery	Yes 485LM Battery	-
Garage Door Lock	841LM Automatic Garage Door Lock, 1 Included (2 Max.)	Automatic Deadbolt Lock** Included	841LM Automatic Garage Door Lock Capable (2 Max.)	-	841LM Automatic Garage Door Lock Capable (2 Max.)	841LM Automatic Garage Door Lock Capable (2 Max.)	841LM Automatic Ga Lock Capable (2
Lighting	827LM myQ Remote LED Light, 1,500 Lumens	380LM Remote Light, 2 x 100 Watts	LED, 3,100 Lumens	Side to Side, 2 x 100 Watts	Side to Side, 2 x 100 Watts	Side to Side, 2 x 100 Watts	Side to Side, 2 x 100 Watt
Soft Start/Stop	Yes	Yes	Yes	Yes	Yes	Yes	-
Motor Vibration Isolation System (MVIS®)	-	-	-	-	-	-	Yes
Timer-to-Close	Yes	Yes	Yes	Yes	Yes	Yes	Yes
Rail	Wall Mount	Wall Mount	T-Rail System	T-Rail System	T-Rail System	I-Beam Rail System, Sensor Extension Brackets, Chassis Support Bracket	I-Beam Rail System, Sprocket, Sensor E Brackets, Chassis S Bracket
Control Panel	880LMW Smart Control Panel®	889LM myQ® Control Panel	880LMW Smart Control Panel	880LMW Smart Control Panel	880LMW Smart Control Pane	880LMW Smart Control Panel	880LMW Smart Control P
Motion Detection Light Activation	Yes	Yes	Yes	Yes	Yes	Yes	Yes
LCD Programming Menu	Yes	-	Yes	Yes	Yes	Yes	Yes
Light and Lock Functions	Yes	Yes	Yes	Yes	Yes	Yes	Yes
Maintenance Alert System	Yes	-	Yes	Yes	Yes	Yes	Yes
Pack-In Accessory	893MAX 3-Button Remote Control	893MAX 3-Button Remote Control	893MAX 3-Button Remote Control	893MAX 3-Button Remote Control	893MAX 3-Button Remote Control	893MAX 3-Button Remote Control	893MAX 3-But Remote Cont
Accessory Capacity	40 Remote Controls, 4 Wireless Keyless Entries***, 2 Automatic Garage Door Locks	12 Remote Controls, 2 Wireless Keyless Entries	40 Remote Controls, 4 Wireless Keyless Entries, 2 Automatic Garage Door Locks	40 Remote Controls, 4 Wireless Keyless Entries	40 Remote Controls, 4 Wireless Keyless Entries, 2 Automatic Garage Door Locks	40 Remote Controls, 4 Wireless Keyless Entries, 2 Automatic Garage Door Locks	40 Remote Cont 4 Wireless Keyless 2 Automatic Garage Door Lo
Motor Warranty	Lifetime	Lifetime	Lifetime	Lifetime	Lifetime	Lifetime	Lifetime
Parts Warranty	5 Years	5 Years	5 Years	5 Years	5 Years	5 Years	5 Years
Other Warranty	1-Year Battery	1-Year Battery (Optional)	Lifetime Belt, 5-Year LED, 1-Year Battery	Lifetime Belt, 1-Year Battery, 1-Year Camera	Lifetime Belt, 1-Year Battery	1-Year Battery	-
Replacement Logic Board	050DCRJWF	041DJ002	050DCTWFLK	050DCTWF	050DCTWFLK	041-0036	050ACTWFL

\*According to California SB-969, all newly sold or installed garage door openers in residential applications in California need to have battery backup beginning July 1, 2019.

\*\*8500 is not compatible with 841LM.

\*\*\*Up to 4 door controls may be wired to an opener, unless using LCD door controls, maximum 2 door controls, additional should be wireless door control model 885LM.



	PREMIUM SERIES			CONTRACTOR SERIES					
	8360WLB	8355W	8365W	8160WB/8160W		8165W/8164W		8155W	8010
Wi-Fi	DC Battery Backup Chain Drive Wi-Fi	1/2 HP AC Belt Drive Wi-Fi	1/2 HP AC Chain Drive Wi-Fi	DC Battery Backup Chain Drive Wi-Fi	DC Chain Drive Wi-Fi	1/2 HP AC Chain Drive Wi-Fi		1/2 HP AC Belt Drive Wi-Fi	DC Chain/Cable Drive
	Yes	Yes	Yes	Yes		Yes		Yes	-
	Yes	Yes	Yes	Yes	-	Yes		Yes	-
	Yes	-	-	Yes	-	-		-	-
	Yes	Yes	Yes	Yes		Yes		Yes	Yes
	Yes 485LM Battery	-	-	Yes 485 LM Battery	-	-		-	-
Garage Door (Max.)	841LM Automatic Garage Door Lock Capable (2 Max.)	-	-	-		-		-	-
Watts	Front to Back, 2 x 100 Watts	Front to Back, 2 x 100 Watts	Front to Back, 2 x 100 Watts	Front, 1 x 100 Watts		Front, 1 x 100 Watts		Front, 1 x 100 Watts	Front, 1 x 60 Watts
	Yes	-	-	Yes		-		-	Yes
	-	Yes	-	-		-		-	-
	-	-	-	-		-		-	-
2-Speed Extension Support	T-Rail System	T-Rail System	T-Rail System	T-Rail System		T-Rail System		T-Rail System	Square Steel Rail (SSR) System
Control Panel	886LMW Motion Detecting Control Panel	882LMW Multi-Function Control Panel®	882LMW Multi-Function Control Panel	882LMW Multi-Function Control Panel		8165W/882LMW Multi-Function Control Panel	8164W/883LMW Door Control Button	882LMW Multi-Function Control Panel	883LMW Door Control Button
	Yes	-	-	-		-		-	-
	-	-	-	-		-		-	-
	Yes	Yes	Yes	Yes		8165W Yes	8164W -	Yes	-
	Yes	Yes	Yes	Yes		8165W Yes	8164W -	Yes	-
Remote Control	893LM 3-Button Remote Control	893LM 3-Button Remote Control	893LM 3-Button Remote Control	893LM 3-Button Remote Control		8165W/893LM 3-Button Remote Control	8164W/891LM 1-Button Remote Control	891LM 1-Button Remote Control	891LM 1-Button Remote Control
Controls, Entries, Locks	24 Remote Controls, 2 Wireless Keyless Entries, 2 Automatic Garage Door Locks	24 Remote Controls, 2 Wireless Keyless Entries	24 Remote Controls, 2 Wireless Keyless Entries	12 Remote Controls, 1 Wireless Keyless Entry		12 Remote Controls, 1 Wireless Keyless Entry		12 Remote Controls, 1 Wireless Keyless Entry	12 Remote Controls, 1 Wireless Keyless Entry
	Lifetime	Lifetime	Lifetime	4 Years		4 Years		4 Years	1 Year
	1 Year	1 Year	1 Year	1 Year		1 Year		1 Year	1 Year
	1-Year Battery	Lifetime Belt	-	1-Year Battery	-	-		10-Year Belt	-
Model	050DCTWFLK	050ACTWF	050ACTWF	050DCTWF		050ACTWF		045ACTWF	047DCT

# SEAMLESS INTEGRATION.

**The right access control solutions for single/multifamily residences and gated communities.** Whether it's a single-family home, gated community or larger multifamily building, communities of all sizes count on LiftMaster® to provide trusted and reliable access every day. The LiftMaster suite of products seamlessly work together to confidently manage access for your customers. Plus, all gate operators meet the most stringent UL® safety requirements. For more information or to access your account, visit [myQ® business™.com](https://myQ.business.com)



## SAFE, SMART TECHNOLOGY FOR SINGLE-FAMILY HOMES.

Choose LiftMaster® and your homebuyers can screen visitors, operate their gate from inside their home and control everything—including their garage door opener—with myQ® on their smartphone.



## UNRIVALED PERFORMANCE AND SECURITY FOR MULTIFAMILY DWELLINGS.

Remote programming and expandable access options of myQ® Business™ cloud-based access management software allows full automation across the entire site through multiple entrances.



## SECURITY AND CONTROL FOR GATED COMMUNITIES.

Reliable access and expandability for multiple entry points provide the safety and control residential communities desire.

New proprietary RFID system added to our offering to provide communities with a hands-free entry control solution.



# WE PUT SAFETY FIRST.

**All LiftMaster Gate Operators meet Underwriters Laboratories' UL® 325 standards** for safety and deliver best-in-class performance to keep residents safe. Our Authorized Dealers are trained to properly install our equipment, ensuring you know it will safely work how it should, when it should.



# GATE OPERATOR COMPARISON CHART.


LA500PKGUL



LA400PKGUL



LA412PKGUL



RSL12UL



RSW12UL



## RESIDENTIAL GATE OPERATORS

Description	24VDC Residential/ Light Commercial Linear Actuator	24VDC Residential Linear Actuator	12VDC Solar Residential Linear Actuator	12VDC Residential/ Light Commercial Slide Gate Operator	12VDC Residential Light Commercial Swing Gate Operator
<b>Battery Backup</b> Powers up when the power's down*	500 Cycles	400 Cycles	Solar	114 Cycles	147 Cycles
<b>Security+ 2.0® 3-Channel Receiver</b> Virtually eliminates interference and extends range	Yes	Yes	Yes	Yes	Yes
<b>myQ®</b> Controls your gate from anywhere with your smartphone	Yes	Yes	Yes	Yes	Yes
<b>Monitored Safety Inputs</b> (Color Coded)	6 Inputs (Main and Expansion Board)	3 Inputs (Main Board)	3 Inputs (Main Board)	3 Inputs (Main Board)	3 Inputs (Main Board)
<b>Exceptional Standby Power**</b>	Up to 24 Days	Up to 97 Days	Up to 126 Days	Up to 63 Days	Up to 63 Days
<b>Best-in-Class Solar Performance*</b>	Approx. 43 Cycles per Day	Approx. 81 Cycles per Day	Approx. 100 Cycles per Day	Approx. 33 Cycles per Day	Approx. 41 Cycles per Day
<b>DC Motor with Smooth Start/Stop</b>	Yes	Yes	Yes	Yes	Yes
<b>Diagnostic Code Display— 2-Digit LED</b>	Yes	Yes	Yes	Yes	Yes
<b>Wireless Dual-Gate Operation</b>	Yes	Yes	Yes	Yes	Yes
<b>Warranty Period</b>	2 Years	2 Years	2 Years	3 Years	3 Years
<b>Max. Gate Length</b>	18 ft.	16 ft.	16 ft.	25 ft.	16 ft.
<b>Max. Gate Weight</b>	1,600 lbs.	850 lbs.	850 lbs.	800 lbs.	1,000 lbs.
<b>Recommended Cycles</b>	300 Cycles per Day	100 Cycles per Day	100 Cycles per Day (See Solar Chart for Specific Details)	120 Cycles per Day	250 Cycles per Day
<b>Power</b>	115V/230V Single Phase	115V Single Phase	Solar Powered Only	115V Single Phase	115V Single Phase

\*Cycles noted are for Zone 1 with a 10W solar panel (6 hours of sunlight per day).

\*\*When installing LMRRUL/LMTBUL, heater option not recommended for solar applications.



**CSW24UL**



**CSL24UL**



**HCTDCUL**



**CSW200UL**



**SL3000UL**



**SL585UL**



**SL595UL**



**ELITE SERIES® DC COMMERCIAL GATE OPERATORS**

**ELITE SERIES AC COMMERCIAL/INDUSTRIAL GATE OPERATORS**

24VDC High-Traffic Commercial Swing Gate Operator

24VDC High-Traffic Commercial Slide Gate Operator

Specialty Overhead Operator

AC Commercial High-Traffic Swing Gate Operator

AC Commercial High-Traffic Slide Gate Operator

AC Industrial Slide Gate Operator

AC Heavy-Duty Industrial Slide Gate Operator

146 Cycles

208 Cycles

112 Cycles

-

-

-

-

Yes

Yes

Yes

Yes

Yes

Yes

Yes

Yes

Yes

Yes

Yes

Yes

Yes

Yes

6 Inputs (Main and Expansion Board)

6 Inputs (Main and Expansion Board)

6 Inputs (Main and Expansion Board)

6 Inputs (Main and Expansion Board)

6 Inputs (Main and Expansion Board)

6 Inputs (Main and Expansion Board)

6 Inputs (Main and Expansion Board)

Up to 24 Days

Up to 24 Days

Up to 72 Days

-

-

-

-

Approx. 16 Cycles per Day

Approx. 22 Cycles per Day

Approx. 11 Cycles per Day

-

-

-

-

Yes

Yes

Yes

-

-

-

-

Yes

Yes

Yes

Yes

Yes

Yes

Yes

Yes

Yes

Yes

Yes

Yes

Yes

Yes

7 Years Res. 5 Years Comm.

7 Years Res. 5 Years Comm.

5 Years Comm.

7 Years Res. 5 Years Comm.

7 Years Res. 5 Years Comm.

2 Years

2 Years

18 ft.

50 ft.

16 ft. Door/Gate

1/2 HP 18 ft.  
1 HP 22 ft.

1/2 HP 50 ft.  
1 HP 50 ft.

1/2 HP 45 ft.  
1 HP 70 ft.  
1 1/2 HP 75 ft.

1 HP 70 ft.  
1 1/2 HP 80 ft.  
2 HP 90 ft.

1,600 lbs.

1,500 lbs.

1,000 lbs.

1/2 HP 1,600 lbs.  
1 HP 2,000 lbs.

1/2 HP 1,000 lbs.  
1 HP 2,000 lbs.

1/2 HP 1,000 lbs.  
1 HP 1,600 lbs.  
1 1/2 HP 1,900 lbs.

1 HP 1,700 lbs.  
1 1/2 HP 2,100 lbs.  
2 HP 2,500 lbs.

High-Cycle, High-Temperature Continuous Duty

High-Cycle, High-Temperature Continuous Duty

High-Cycle, High-Temperature Continuous Duty on 8, 10, 12, 14 and 16 ft. Rails

High-Cycle, High-Temperature Continuous Duty

High-Cycle, High-Temperature Continuous Duty

20 Cycles per Hour

25 Cycles per Hour

115V/230V Single Phase

115V/230V Single Phase

115V/230V Single Phase

115V Single Phase

115V Single Phase

115/208/230VAC Single Phase  
208/230/460VAC 3 Phase  
575VAC 3 Phase

115/208/230VAC Single Phase  
208/230/460VAC 3 Phase  
575VAC 3 Phase

# ACCESS CONTROL COMPARISON CHART.



## Instant Updates

Log in from anywhere with myQ® Business™—no dial-up modems and nothing to download or sync.



## Wi-Fi® Connectivity

Easily connect to existing Internet on the property.



## 10", High-Definition Touchscreen





Customize the home screen and quickly search resident names.



## CAPXL



Description	Connected Access Portal, High Capacity
Remote Programming (Database Management) Virtually unlimited expansion potential with the freedom to be constantly connected	Yes
Real-Time Event Monitoring (Email Notifications) Intuitive browser-based interface is easy to use 24/7	Yes
Cloud Storage Never lose your database	Yes
Local Event History	50,000
Maximum Directory Capacity / Programmable Entry Codes	50,000
Calling Connectivity	Phone.com® Service for Cellular, Wi-Fi®, Wired High-Speed Internet, DSL
Data Connectivity	Cellular, Wi-Fi, Wired High-Speed Internet, DSL
Software	myQ® Business™
Number of Gates/Doors of Control	4
Wiegand Inputs	4
Request to Exit	4
Monitored Input	4
Additional Gate/Door Expansion	Unlimited (via myQ® Business™)
Radio Receiver	Security+ 2.0® Passport
Wiegand Output	1
Display Type	10 in. 720p High-Def Touch Display
Postal Lock Provision	Built In
Camera Ready	Yes
Mounting Options	Surface, Flush or Gooseneck
Operating Temperature	-20°F to 130°F (-29°C to 54°C)
Height	18 in.
Width	14 in.
Depth	4.5 in.
Warranty	2 Years

CAP2D 	EL2000SS 	EL25G/EL25N/EL25S 	EL1SS 
Connected Access Portal, 2-Door Controller	Telephone Entry/Access Control System	Telephone Entry/Access Control System	Residential Telephone Intercom/ Access Control System
Yes	Yes	Yes	-
Yes	-	-	-
Yes	Yes	Yes	-
6,000	8,000	8,000	-
25,000	2,000	2,000	No Directory/200 Entry Codes
-	POTS/Filtered DSL	POTS/Filtered DSL	Intercom/POTS/Filtered DSL
Cellular, Wired High-Speed Internet, DSL	Dial-Up Modem/Direct Connect/Keypad	Dial-Up Modem/Direct Connect/Keypad	Keypad
myQ® Business™	Versa XS 4.0	Versa XS 4.0	-
<b>BASIC INPUT/OUTPUT</b>			
2	4	4	2
2	Up to 4 Wiegand Inputs, with 2 (Optional) Plug-In Modules (WOMODKT)	Up to 4 Wiegand Inputs, with 2 (Optional) Plug-In Modules (WOMODKT)	-
2	4	4	2
2	4	4	-
Unlimited (via myQ® Business™)	Shared Telephone Line for 7 Units	Shared Telephone Line for 7 Units	-
Optional Security+ 2.0 PPWR	Optional Security+ 2.0 PPWR	Optional Security+ 2.0 PPWR	-
-	-	-	-
<b>PANEL</b>			
Multi-Status LEDs	5" LCD Screen; 4 Display Lines, 20 Characters per Line	Illuminated Keypad	Backlit Keypad/Illuminated Call Button
-	Built In	-	-
-	Yes	Yes	-
Surface/Standard Gang Box	Surface/Flush/Gooseneck	Surface/Gooseneck	Surface/Gooseneck
-31°F to 150°F (-35°C to 66°C)	-4°F to 149°F (-20°C to 65°C)	-4°F to 149°F (-20°C to 65°C)	-4°F to 149°F (-20°C to 65°C)
4.5 in.	16 in.	10.25 in.	6.25 in.
3 in.	11.25 in.	6 in.	10 in.
1.25 in.	3.25 in.	4 in.	5.25 in.
2 Years	2 Years	2 Years	2 Years

# SIMPLE, SECURE ACCESS.

Offer homebuyers smart home control with these accessories.

## REMOTE LIGHT CONTROL 825LM\*

Turns any lamp on and off with a smartphone—homebuyers never come home to a dark house.



## REMOTE LIGHT SWITCH 823LM\*

Replaces an existing wall switch to turn home lighting on and off from your smartphone.

## myQ® REMOTE LED LIGHT 827LM

Mounts anywhere in your garage to add bright LED light to any location.



## TOOLS AND RESOURCES.

HELP YOUR HOMEBUYER CHOOSE THE RIGHT OPENER AND ACCESSORIES.

For support and imagery to include in your literature, please contact [BuilderPrograms@LiftMaster.com](mailto:BuilderPrograms@LiftMaster.com).

\*Requires a connected myQ account.

## ORDER TODAY.



Contact Your LiftMaster® Dealer



Find a Dealer at [LiftMaster.com](https://www.liftmaster.com)



800.323.2276

© 2020 The Chamberlain Group, Inc. All Rights Reserved. LiftMaster, the LiftMaster logo, myQ and the myQ logo are registered trademarks of The Chamberlain Group, Inc.  
300 Windsor Drive, Oak Brook, IL 60523  
UL® and the UL logo are trademarks of UL LLC © 2020 All Rights Reserved. Wi-Fi® is a registered trademark of Wi-Fi Alliance.  
LMBDENBR0001PV 1/20

**LiftMaster®**